



Silicon Valley Clean Energy  
333 W El Camino Real, Ste. 330  
Sunnyvale, CA 94087

INDICIA  
FPO

## We support your power to choose

As part of our mutual commitment to support your energy choice, Silicon Valley Clean Energy (SVCE) and Pacific Gas and Electric Company (PG&E) have partnered to provide you with a comparison of typical commercial electric rates, average monthly charges and generation portfolio contents.

**If this comparison does not address your specific rate, please visit PG&E online at [pge.com/cca](https://www.pge.com/cca) or call 1 (866) 743-0335. For information on SVCE's generation rates, please visit [svcleanenergy.org/commercial-rates](https://www.svcleanenergy.org/commercial-rates) or call 1 (844) 474-7823.**

For information, visit: [svcleanenergy.org](https://www.svcleanenergy.org)



Para detalles de este programa en español, visite: [svcleanenergy.org/es](https://www.svcleanenergy.org/es)

參閱本計劃中文版本, 請上網: [svcleanenergy.org/zh](https://www.svcleanenergy.org/zh)

Để biết thêm thông tin, xin vào mạng lưới: [svcleanenergy.org/vi](https://www.svcleanenergy.org/vi)

# Understanding your energy choice

## 2021 Commercial Rate Comparison, B-10S TOU\*

|                                 |  | <br>GreenStart |
|---------------------------------|---|---|
| Generation Rate (\$/kWh)        | \$0.11798   | \$0.06679   |
| PG&E Delivery Rate (\$/kWh)     | \$0.11991   | \$0.11991   |
| PG&E PCIA/FF (\$/kWh)           | N/A   | \$0.05001   |
| Total Electricity Cost (\$/kWh) | \$0.23789   | \$0.23671   |
| Average Monthly Bill (\$)       | \$4,728.28  | \$4,704.83  |

\*This compares electricity costs for an average small commercial customer in the SVCE/PG&E service area with an average monthly demand of 69 kW and an average monthly usage of 19,876 kilowatt-hours (kWh). This is based on a representative 12-month billing history for all customers on B-10S TOU rate schedules for PG&E's and SVCE's published rates as of March 2021.



**Generation Rate** is the cost of creating electricity to power your business. The generation rate varies based on your energy provider and the resources included in your energy provider's generation supply.

**PG&E Delivery Rate** is a charge assessed by PG&E to deliver electricity to your business. The PG&E delivery rate depends on your electricity usage, but is charged equally to both SVCE and PG&E customers.

**PG&E PCIA/FF** represents the Power Charge Indifference Adjustment (PCIA) and the Franchise Fee surcharge (FF). The PCIA is a charge to ensure that both PG&E customers and those who have left PG&E service to purchase electricity from other providers pay the above market costs for generation resources that were procured by PG&E on their behalf. "Above market" refers to expenditures for electric generation resources that cannot be fully recovered through sales of these resources at current market prices.

If this comparison does not address your specific rate, please visit PG&E online at [pge.com/cca](http://pge.com/cca) or call **1 (866) 743-0335**. For information on SVCE's generation rates, please visit [svcleanenergy.org/commercial-rates](http://svcleanenergy.org/commercial-rates) or call **1 (844) 474-7823**.

## Electric Power Generation Mix\*

|                                       |  | <br>GreenStart |
|---------------------------------------|---|---|
| Specific Purchases                    | Percent of Total Retail Sales (kWh)   |   |
| <b>Renewable</b>                      | 31%   | 42%   |
| • Biomass & Biowaste                  | 3%  | 3%  |
| • Geothermal                          | 3%  | 2%  |
| • Eligible Hydroelectric              | 1%  | 5%  |
| • Solar Electric                      | 16%   | 18%   |
| • Wind                                | 8%  | 14%   |
| <b>Coal</b>                           | 0%  | 0%  |
| <b>Large Hydroelectric</b>            | 10%   | 48%   |
| <b>Natural Gas</b>                    | 16%   | 0%  |
| <b>Nuclear</b>                        | 43%   | 10%   |
| <b>Other</b>                          | 0%  | 0%  |
| <b>Unspecified Sources of Power**</b> | 0%  | 0%  |
| <b>TOTAL</b>                          | <b>100%</b>   | <b>100%</b>   |

\*As reported to the California Energy Commission's Power Source Disclosure Program. SVCE and PG&E data is subject to an independent audit and verification that will not be completed until October 1, 2021. The figures above may not sum up to 100 percent due to rounding.

\*\*Unspecified sources of power refers to electricity that is not traceable to a specific generating facility, such as electricity traded through open market transactions. Unspecified sources of power are typically a mix of all resource types, and may include renewables.

\*\*\*SVCE elected to receive carbon-free resource allocations from PG&E, including nuclear, as SVCE customers already pay for it through the PG&E PCIA.