



Silicon Valley Clean Energy
333 W El Camino Real, Ste. 330
Sunnyvale, CA 94087

INDICIA
FPO

We support your power to choose

As part of our mutual commitment to support your energy choice, Silicon Valley Clean Energy (SVCE) and Pacific Gas and Electric Company (PG&E) have partnered to provide you with a comparison of typical commercial electric rates, average monthly charges and generation portfolio contents.

If this comparison does not address your specific rate, please visit PG&E online at pge.com/cca or call 1 (866) 743-0335. For information on SVCE's generation rates, please visit svcleanenergy.org/commercial-rates or call 1 (844) 474-7823.

For information, visit: svcleanenergy.org



Para detalles de este programa en español, visite: svcleanenergy.org/es

參閱本計劃中文版本, 請上網: svcleanenergy.org/zh

Để biết thêm thông tin, xin vào mạng lưới: svcleanenergy.org/vi

Understanding your energy choice

2021 Commercial Rate Comparison, B-1 TOU*

		 GreenStart
Generation Rate (\$/kWh)	\$0.11036	\$0.06263
PG&E Delivery Rate (\$/kWh)	\$0.15922	\$0.15922
PG&E PCIA/FF (\$/kWh)	N/A	\$0.04663
Total Electricity Cost (\$/kWh)	\$0.26958	\$0.26848
Average Monthly Bill (\$)	\$498.94	\$496.90

*This compares electricity costs for an average small commercial customer in the SVCE/PG&E service area with an average monthly usage of 1,851 kilowatt-hours (kWh). This is based on a representative 12-month billing history for all customers on B-1 TOU rate schedules for PG&E's and SVCE's published rates as of March 2021.



Generation Rate is the cost of creating electricity to power your business. The generation rate varies based on your energy provider and the resources included in your energy provider's generation supply.

PG&E Delivery Rate is a charge assessed by PG&E to deliver electricity to your business. The PG&E delivery rate depends on your electricity usage, but is charged equally to both SVCE and PG&E customers.

PG&E PCIA/FF represents the Power Charge Indifference Adjustment (PCIA) and the Franchise Fee surcharge (FF). The PCIA is a charge to ensure that both PG&E customers and those who have left PG&E service to purchase electricity from other providers pay the above market costs for generation resources that were procured by PG&E on their behalf. "Above market" refers to expenditures for electric generation resources that cannot be fully recovered through sales of these resources at current market prices.

If this comparison does not address your specific rate, please visit PG&E online at pge.com/cca or call **1 (866) 743-0335**. For information on SVCE's generation rates, please visit svcleanenergy.org/commercial-rates or call **1 (844) 474-7823**.

Electric Power Generation Mix*

		 GreenStart
Specific Purchases	Percent of Total Retail Sales (kWh)	
Renewable	31%	42%
• Biomass & Biowaste	3%	3%
• Geothermal	3%	2%
• Eligible Hydroelectric	1%	5%
• Solar Electric	16%	18%
• Wind	8%	14%
Coal	0%	0%
Large Hydroelectric	10%	48%
Natural Gas	16%	0%
Nuclear	43%	10%
Other	0%	0%
Unspecified Sources of Power**	0%	0%
TOTAL	100%	100%

*As reported to the California Energy Commission's Power Source Disclosure Program. SVCE and PG&E data is subject to an independent audit and verification that will not be completed until October 1, 2021. The figures above may not sum up to 100 percent due to rounding.

**Unspecified sources of power refers to electricity that is not traceable to a specific generating facility, such as electricity traded through open market transactions. Unspecified sources of power are typically a mix of all resource types, and may include renewables.

***SVCE elected to receive carbon-free resource allocations from PG&E, including nuclear, as SVCE customers already pay for it through the PG&E PCIA.